

## Privacy masking

Protect your privacy without compromising security

**Today's reality requires many public and private installations to equip facilities with video surveillance. Having around-the-clock video surveillance benefits assets and people altogether in terms of safety and security, yet might challenge the need to protect people's privacy on site or close to it. Milestone's Privacy masking functionality in XProtect VMS is an easy and cost-efficient way of meeting those needs and protecting your privacy without compromising security.**

Milestone's Privacy masking is a feature built-into the VMS which immediately translates to easy and cost-efficient masking as the feature requires no integration, no additional cost and doesn't require any additional video processing resources. This feature includes two types of masks:

- **Permanent mask** allows a system admin to mask areas in cameras at all times and for all users. These masked areas cannot be removed or revealed once recorded.
- **Liftable mask** allows a system admin to mask areas in cameras as a default at all times and for all users, but with the option to temporarily remove these masks for authorized users if needed, for example during investigation.



Solid and blurred masks in XProtect Smart Client

### Key benefits

- Easily add/ remove masking areas and change masking level (blur/solid)
- Save money by not having to use costly external masking solutions
- Enjoy all privacy masking functions without putting extra processing power on the CPU
- Make sure users see exactly what they should with profile management

### Key features

- User-rights controlled liftable privacy masking areas
- An adjustable grid allowing a very precise tailored masked area selection if needed
- Dynamic masking scale ranging from light to solid

	Allow	Deny
Full control	<input type="checkbox"/>	<input type="checkbox"/>
Read	<input checked="" type="checkbox"/>	<input type="checkbox"/>
Edit	<input checked="" type="checkbox"/>	<input type="checkbox"/>
View Live	<input checked="" type="checkbox"/>	<input type="checkbox"/>
Playback	<input checked="" type="checkbox"/>	<input type="checkbox"/>
Retrieve remote recordings	<input checked="" type="checkbox"/>	<input type="checkbox"/>
Read sequences	<input checked="" type="checkbox"/>	<input type="checkbox"/>
Smart search	<input checked="" type="checkbox"/>	<input type="checkbox"/>
Export	<input checked="" type="checkbox"/>	<input type="checkbox"/>
Create bookmarks	<input checked="" type="checkbox"/>	<input type="checkbox"/>
Read bookmarks	<input checked="" type="checkbox"/>	<input type="checkbox"/>
Edit bookmarks	<input checked="" type="checkbox"/>	<input type="checkbox"/>
Delete bookmarks	<input checked="" type="checkbox"/>	<input type="checkbox"/>
Create and extend evidence locks	<input checked="" type="checkbox"/>	<input type="checkbox"/>
Read evidence locks	<input checked="" type="checkbox"/>	<input type="checkbox"/>
Delete and reduce evidence locks	<input checked="" type="checkbox"/>	<input type="checkbox"/>
Start manual recording	<input checked="" type="checkbox"/>	<input type="checkbox"/>
Stop manual recording	<input checked="" type="checkbox"/>	<input type="checkbox"/>
AUX commands	<input checked="" type="checkbox"/>	<input type="checkbox"/>
Manual PTZ	<input checked="" type="checkbox"/>	<input type="checkbox"/>
Activate PTZ presets or panning profiles	<input checked="" type="checkbox"/>	<input type="checkbox"/>
Manage PTZ presets or panning profiles	<input checked="" type="checkbox"/>	<input type="checkbox"/>
Lock/unlock PTZ presets	<input checked="" type="checkbox"/>	<input type="checkbox"/>
Reserve PTZ sessions	<input checked="" type="checkbox"/>	<input type="checkbox"/>
Release PTZ sessions	<input checked="" type="checkbox"/>	<input type="checkbox"/>
Delete recordings	<input type="checkbox"/>	<input type="checkbox"/>
Lift privacy masks	<input type="checkbox"/>	<input type="checkbox"/>
Manage security	<input checked="" type="checkbox"/>	<input type="checkbox"/>

Lifting right per roles in XProtect Management Client.

The feature includes a scale making it easy for a system admin to set the masking level from a 'light blur' to a 'solid grey'. It is important to stress that both masks work with live and recorded video. This means that once an admin sets a mask, permanent or liftable, it is part of the recorded video and will not be affected by any configuration changes done after the video has been recorded.

### Configuration and user-rights management

The configuration of both permanent and liftable masking is done by a system admin on the Management Client via an adjustable grid. This allows the admin to be as precise as needed when selecting the areas he would like to mask. Once these have been configured, the masking settings will apply to all users at all times. Liftable permissions are set via the 'roles' tab in the Management Client. By defining specific roles, the admin can allow specific users to lift the liftable masks if required to do so. In a case where a user who is not authorized to lift masks attempts to do so, a dialog box will appear requesting an authorized supervisor's credentials to complete the task.

Once 'lift mask' is selected, the liftable mask areas are temporarily lifted. This will reveal the recorded video in all cameras and in all views as defined for each user. These areas will remain unmasked until 'lift mask' is deselected or until:

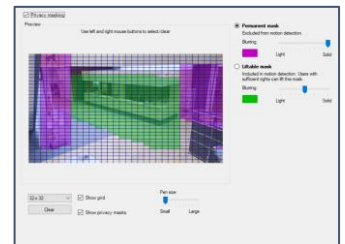
1. The time duration defined by the admin during setup has timed out
2. The user logs out of the Smart Client

The settings apply to the Smart Client only, hence, being able to lift or view lifted areas is possible on the Smart Client only and not on the Web or Mobile Clients.

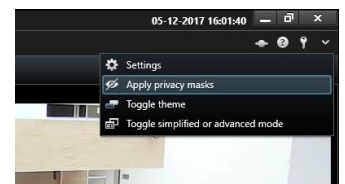
Both masking options described in this brief integrate fully with all video functions in the Smart Client and Smart Wall e.g. alarms, access control, LPR, maps and hotspots.

### Feature availability

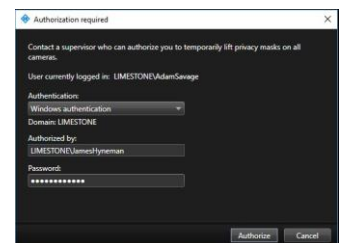
The capabilities described in this brief are available in XProtect Corporate, XProtect Expert, XProtect Professional+ and XProtect Express+. For further details please refer to each product's specification sheet



Masking area selection grid



Apply Privacy masking in XProtect Smart Client



Mask lifting authorized credentials

### Want to know more?

Learn about the complete list of features and functionalities possible with XProtect



Milestone Systems is a global industry leader in open platform IP video management software, founded in 1998 and now operating as a standalone company in the Canon Group. Milestone technology is easy to manage, reliable and proven in thousands of customer installations, providing flexible choices in network hardware and integrations with other systems. Sold through partners in more than 100 countries, Milestone solutions help organizations to manage risks, protect people and assets, optimize processes and reduce costs.