

MAKE THE
WORLD SEE

Milestone Systems

Milestone Husky™ X series NVR

Technical Support and RMA process

December 2018



Contents

Copyright, trademarks, and disclaimer	3
Introduction	4
About this guide	4
Process overview	4
Customer support	4
Milestone Husky Limited Warranty	5
What is replaced?	5
Data Protection Replacement option	5
Packaging and condition of returned goods	6
Shipment	6
Validation of received products	6
Out of warranty handling	6
Geographical variations in the replacement process	7
Milestone Resources	8
Problem assessment and mitigation process	9
Advance RMA process	11
RMA process	13
Process Flows	15
Problem Assessment and Advance RMA handling	15
Problem Assessment and RMA handling	16

Copyright, trademarks, and disclaimer

Copyright © 2018 Milestone Systems A/S

Trademarks

XProtect is a registered trademark of Milestone Systems A/S.

Microsoft and Windows are registered trademarks of Microsoft Corporation. App Store is a service mark of Apple Inc. Android is a trademark of Google Inc.

All other trademarks mentioned in this document are trademarks of their respective owners.

Disclaimer

This text is intended for general information purposes only, and due care has been taken in its preparation.

Any risk arising from the use of this information rests with the recipient, and nothing herein should be construed as constituting any kind of warranty.

Milestone Systems A/S reserves the right to make adjustments without prior notification.

All names of people and organizations used in the examples in this text are fictitious. Any resemblance to any actual organization or person, living or dead, is purely coincidental and unintended.

This product may make use of third-party software for which specific terms and conditions may apply. When that is the case, you can find more information in the file `3rd_party_software_terms_and_conditions.txt` located in your Milestone system installation folder.

Introduction

About this guide

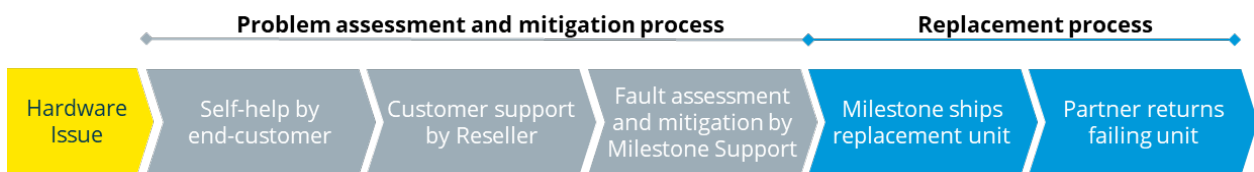
This guide describes Milestone’s return merchandise authorization (RMA) processes for Milestone Husky NVR products. The primary objective is to provide guidance to Milestone channel partners on how to service and handle warranty claims on the Milestone Husky NVR product line. The guide can also be used by end-customers to understand how warranty claims are handled.

The guide further outlines the responsibilities and activities for the different involved parties, hereunder the End-customer, Milestone Reseller, Milestone Distributor and Milestone.

Process overview

As illustrated below, the RMA process consists of two principal activities: problem assessment and mitigation, and hardware replacement. In the problem assessment and mitigation phase, steps are taken to understand the nature and source of a hardware issue. This analysis starts with a first assessment by the end-customer and may involve the Milestone Reseller and Milestone Support, if and when required.

The second activity is the replacement process through which a defective Husky NVR unit, or parts thereof, is replaced, and involves both the dispatchment of the replacement unit or part and the return of the failing unit or part.



Customer support

With the aim to provide the best possible support on our Husky NVR products, End-customers shall always contact the Milestone Reseller from whom the Husky unit was purchased as the first point of contact regarding any questions or support requests. To support the first level analysis of a potential issue, Milestone provides a range of support resources for both End-customers and Milestone Resellers: <https://www.milestonesys.com/Husky-support/>

Please note that any warranty obligations are conditioned by an intact warranty seal, indicating that the actual Husky unit has not been opened. It is therefore important that the unit is not opened by the End-customer or the Milestone Reseller during the initial diagnostics phase, unless specific instructions have been received from Milestone Support.

Milestone Husky Limited Warranty

All Milestone Husky NVR units are covered by a limited hardware warranty that covers defects in components, materials and workmanship in Milestone Husky NVR products, and storage drives purchased from Milestone. The warranty period is three years, unless otherwise agreed and specified, where the warranty period starts the date when Milestone ships the unit. For full details on the actual terms and conditions for the limited warranty, see the [Milestone Husky Limited Warranty Agreement](#).

If Milestone determines that an issue is the result of a defect in materials or workmanship, but the issue is not possible to be resolved remotely, Milestone may agree to replace the product or part under the limited warranty.

Please refer to the order confirmation and purchase invoice for details about the warranty coverage period. Milestone Resellers may contact Milestone Reseller Support and Sales Support team to validate whether a specific unit or component is covered by warranty, or not.

What is replaced?

Milestone will, unless otherwise agreed (see Data Protection Replacement option) below, replace the complete Milestone Husky unit (including HDDs) as per the original purchase from Milestone. Dependent on the nature and extent of the specific hardware issue, Milestone reserves the right to replace individual components that are hot-swappable and accessible without opening the Husky NVR unit itself. When returning an individual HDD, both the HDD and the tray shall be returned.

Data Protection Replacement option

If the hardware issue concerns the barebone unit and the HDDs are fully operational, the End-customer can request a Data Protection Replacement, where the End-customer keeps the original HDDs and only replaces the barebone unit. This allows the end-customer to protect and retain the control of any recorded video data, while replacing the barebone unit.

For **Milestone Husky M series units**, Milestone always sends replacement units with new HDDs. If an End-customer has requested Data Protection Replacement, the HDDs mounted in the replacement unit shall be swapped with the End-customer's existing HDDs before returning the failed unit. In this way the failed unit is returned with the HDD set received with the replacement unit, while the End-customer retains original HDDs and data to be used in the new replacement unit.

When End-customers' requests Data Protection Replacement on **Milestone Husky X series units**, Milestone will only ship a new barebone unit to the customer. This allows the End-customer to shift the original HDDs to the new replacement unit, before the failed unit is returned.

The data protection handling shall be agreed with Milestone Support before the replacement is authorized and initiated. It is the Milestone Husky reseller's responsibility to ensure that the correct products are returned according to the return authorization.

Packaging and condition of returned goods

Units and components that are returned to Milestone under these return merchandise authorization (RMA) processes shall be returned in the shipment packaging in which the replacement unit was received. If it is not possible to reuse the shipment packaging, Milestone Support shall be notified and alternative packaging shall be provided by the Milestone Reseller.

It is the responsibility of the Milestone Reseller that:

- Correct product(s) are returned to Milestone according to the return authorization given by Milestone. Any discrepancies are to be covered by the Milestone Reseller
- Product(s) are packaged and shipped correctly and justifiably according to the Milestone's directions. Milestone reserves the right to accept units that have been damaged under transport, due to flawed or incorrect packaging or shipment methods.

Shipment

Milestone covers both the shipment of the replacement component or unit and the return shipment of the failed component or unit. The return shipment shall be made via the freight service prepaid by Milestone. Milestone uses different freight companies in different regions and includes companies such as: UPS and FedEx. It is the responsibility of the Milestone Reseller to arrange pickup of the failed component or unit with the appointed freight company within five business days after the reception of the replacement component or unit.

Validation of received products

As a part of the RMA process, Milestone will make a root-cause analysis of the failed products upon reception. This verification includes, but is not limited to, the examination of:

- Verification of product serial numbers
- Physical damages (originating from transport, incorrect mounting or otherwise unintended use)
- Intact and unbroken warranty seal
- Validation of the information provided to Milestone Support by the Milestone Reseller during the problem assessment phase

This validation process normally takes up to 10 business days, but there may be isolated situations where this validation takes longer.

Once the unit has been validated, the RMA procedure continues.

Out of warranty handling

If the validation process (described above) proves that the problem with the product is due to reasons outside Milestone's limited hardware warranty (for full details on the actual terms and conditions for the limited warranty, see the [Milestone Husky Limited Warranty Agreement](#)). The warranty may be voided by Milestone at Milestone's sole discretion.

In the event that the warranty has been voided, Milestone will require payment for any replacement unit sent to the End-customer as a part of the RMA process:

- **Advance RMA**
In the Advance RMA handling, Milestone will issue a separate invoicing of the Milestone Reseller for the replacement unit.
- **RMA**
Milestone will not issue a credit note to the Milestone Distributor for the purchased replacement unit.

The End-customer can decide to have the product repaired by Milestone on separate expense, or have the failed product returned. Any further shipment costs related to the failed unit is to be covered by the End-customer.

Geographical variations in the replacement process

While the problem assessment is the same globally, Milestone applies geo-specific replacement processes to be able to serve the end-customer in the best possible way. The RMA process is divided into the following two geographical groups:

Process	Principal Flow	Geographical Areas	Replacement Time
Advance RMA	Milestone will ship a replacement unit to the Milestone Reseller as soon as the failing Husky NVR unit has been diagnosed and assessed to qualify for warranty replacement.	United States, European Union, Australia and New Zealand.	Milestone will ship a replacement unit within three business days after authorization by Milestone Technical Support. Shipment time will depend on the country and the specific shipment method.
RMA	The Milestone Distributor places an intermediate order for a replacement unit. Once Milestone has received and validated the failing unit Milestone will credit the Milestone Distributor for the purchase of the replacement unit.	Rest of the world.	Milestone will ship a replacement unit within no. of business days (not mentioned) after reception of replacement order. Shipment time will depend on the country and the specific shipment method.

Milestone may work with service partners in some regions to provide parts of the RMA service described in this document.

Milestone Resources

Milestone provides a range of support resources for both End-customers and Milestone Resellers on the [Milestone website](#). All material listed in the RMA processes in the subsequent sections are available on this support page.

Problem assessment and mitigation process

The table below describes the principal steps to be taken in the event that a Milestone Husky NVR unit is exhibiting operational issues.

Step	Stakeholder	Actions	Milestone resources
1	End-customer	<p>Conduct initial fault diagnostics and verify that the unit is used in accordance with the guidelines provided by Milestone in the Getting Started Guide. The Hardware and Service Guide provides hints and suggestions to simple fault diagnostics and provides links to other self-help resources.</p> <p>Do not attempt to open the unit, as this will void the warranty.</p>	<p>Getting Started Guide</p> <p>Hardware and Service Guide</p> <p>Milestone Knowledge Base</p> <p>Milestone Support Community</p>
2	End-customer	Locate the serial number of the unit	
3	End-customer	Contact the Milestone Reseller from whom the unit was purchased.	
4	Milestone Reseller	<p>Conduct a basic diagnostic of the unit together with the End-customer. This may involve a site visit, remote connection to the End-customer's system, and other form for documentation of the issue.</p> <p>Provide photo evidence of intact unbroken warranty seal (in the rear of the unit) and any possible physical damages to the unit.</p> <p>Do not attempt to open the unit as a part of the diagnosis work, unless Milestone Support specifically gives instructions about this.</p>	<p>Hardware and Service Guide</p> <p>Milestone Knowledge Base</p> <p>Milestone Support Community</p>
5	Milestone Reseller	Assess the nature of the issue (software or hardware)	<p>Hardware and Service Guide</p> <p>Milestone Knowledge Base</p> <p>Milestone Support Community</p>

Step	Stakeholder	Actions	Milestone resources
6	Milestone Reseller and End-customer	Prepare a diagnostic file	
7	Milestone Reseller	Verify that all prerequisites for a warranty claim are fulfilled, including use of approved HDDs and unbroken Warranty seal.	Warranty Agreement Approved storage drives
8	Milestone Reseller	Raise a support case with Milestone Support	Milestone Care Partner Portal
9	Milestone Support supported by Milestone Reseller and End-customer	<p>Conduct diagnosis and analysis of the hardware issue. The Milestone Reseller shall be prepared to assist MilestoneSupport in the investigation. Analyze the root cause of the issue and verify that all prerequisites for a warranty claim are fulfilled.</p> <p>If the issue is due to a software problem, provide instructions on how to mitigate.</p> <p>If Milestone Support deems that the issue is caused by defects in components, materials or workmanship of the Husky NVR, and other warranty prerequisites are met, the defective unit or component, qualifies for replacement under the warranty agreement.</p>	Remote Connection Warranty Agreement

Advance RMA process

The table below describes the principal steps to be taken when returning a Husky unit, or Husky component, for RMA. The RMA process is initiated by Milestone Support once a Husky unit has been authorized for RMA handling under Milestone Husky Limited Warranty Agreement.

Step	Stakeholder	Actions	Milestone Resources
1	Milestone Support Milestone Reseller End-customer	<p>Agree on the type of RMA:</p> <ul style="list-style-type: none"> Standard replacement Failing Husky NVR unit is returned with HDDs Data Protection Replacement End-customer keeps HDDs and the failing Husky NVR unit is returned without storage drives (available for Husky X series units only) Component replacement, return of individual hot swappable HDD or power supply unit. 	
2	Milestone Support	Issue Advance RMA e-Sign agreement to the Milestone Reseller.	RMA e-Sign agreement
3	Milestone Reseller	Accept and return RMA e-Sign agreement to Milestone Support	RMA e-Sign agreement
4	Milestone	Dispatch a replacement unit or component corresponding to the agreed replacement in the RMA e-Sign agreement.	
5	Milestone Reseller	<p>Upon reception of the replacement product or component, unpack and install it with the End-customer.</p> <p>The replacement can be pre-loaded with a different XProtect VMS release version than the original unit, whereby the software on the replacement unit may require to be upgraded or downgraded to match the End-customers installation and XProtect VMS license.</p>	<p>Getting Started Guide</p> <p>Hardware and Service Guide</p>

Step	Stakeholder	Actions	Milestone Resources
6	Milestone Reseller	Package the failed unit or component in the shipment packaging in which the replacement unit or component was received. Send the failed unit or component to Milestone within five business days after the reception of the replacement unit or component.	

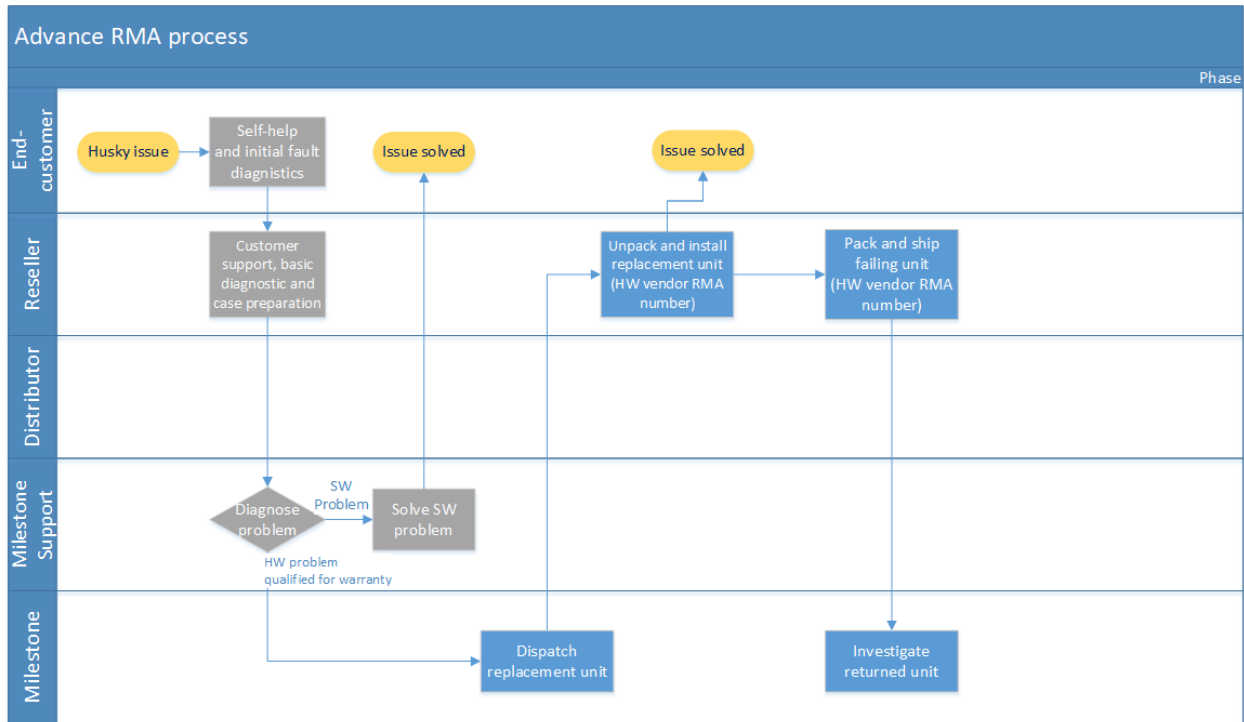
RMA process

Step	Stakeholder	Actions	Milestone Resources
1	Milestone Support Milestone Reseller End-customer	<p>Agree on the type of RMA:</p> <ul style="list-style-type: none"> Standard replacement Failing Husky NVR unit is returned with HDDs Data Protection Replacement End-customer keeps HDDs and the failing Husky NVR unit is returned without storage drives (available for Husky X series units only) Component replacement, return of individual hot swappable HDD or power supply unit. 	
2a	Milestone Reseller Region: Canada, South and Latin Americas	Request a purchase for a replacement unit or component corresponding to the agreed replacement. The purchase request is sent to the Milestone Distributor serving the Milestone Reseller. The purchase order shall include the RMA number from Milestone	
2b	Milestone Region: Rest of World	Request a purchase order for a replacement unit or component corresponding to the agreed replacement and is sent to the Milestone Distributor serving the Milestone Reseller. The Milestone Distributor will issue a purchase order and shall include the RMA number from Milestone	
3	Milestone Distributor	Issue a purchase order for a replacement unit or component corresponding to the agreed replacement. The purchase order shall include the RMA number from Milestone	Milestone Store
4	Milestone	Dispatch a replacement unit or component corresponding to the purchase order. Send invoice to Milestone Distributor.	

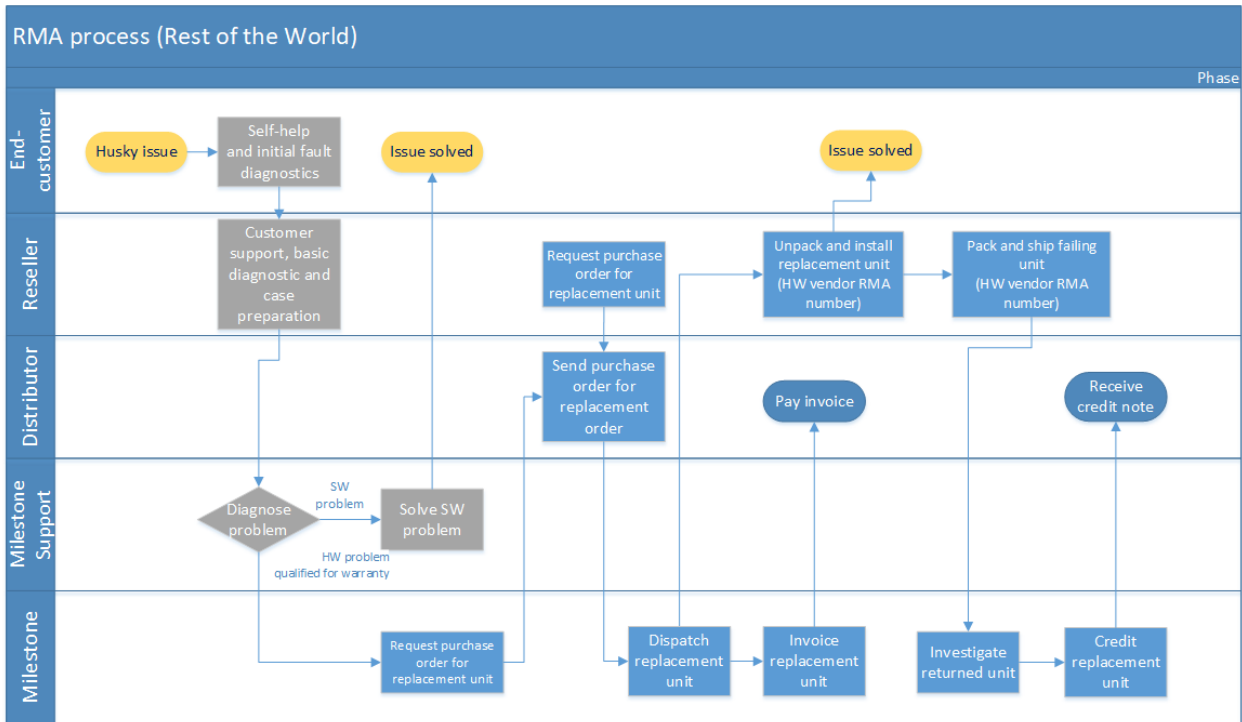
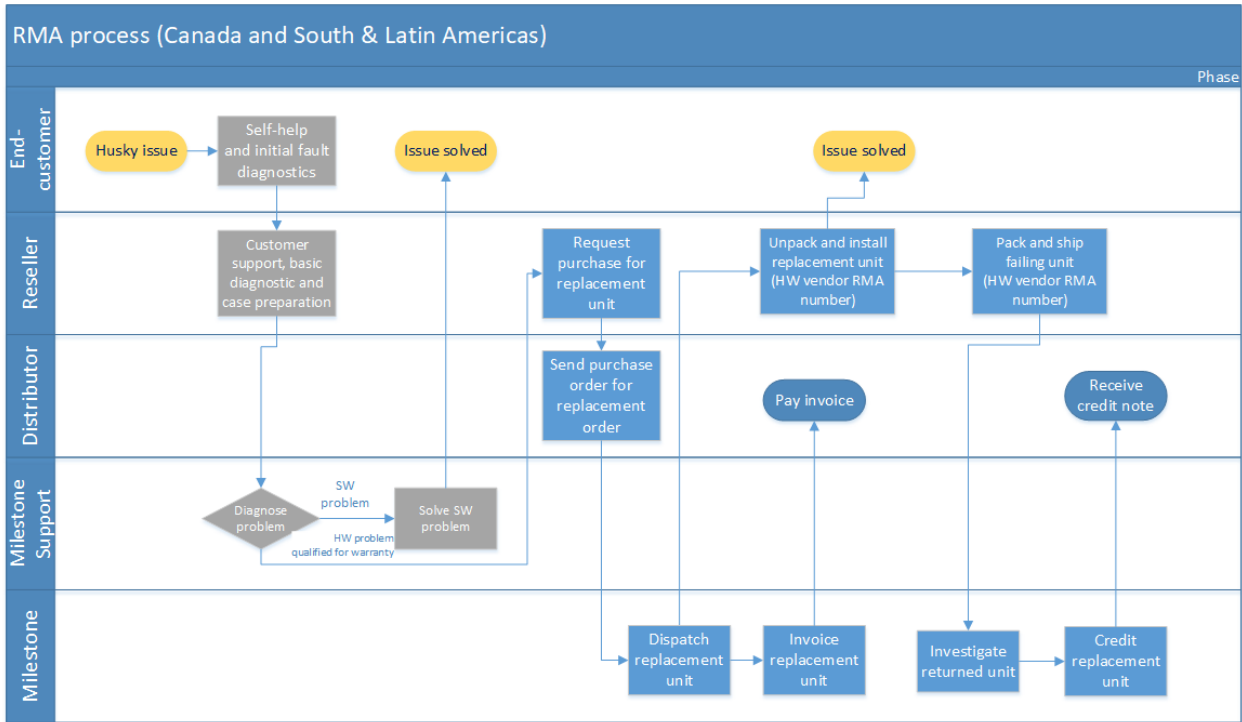
Step	Stakeholder	Actions	Milestone Resources
5	Milestone Reseller	<p>Upon reception of the replacement product or component, unpack and install it with the End-customer.</p> <p>The replacement can be pre-loaded with a different XProtect VMS release version than the original unit, whereby the software on the replacement unit may require to be upgraded or downgraded to match the End-customer's installation and XProtect VMS license.</p>	<p>Getting Started Guide</p> <p>Hardware and Service Guide</p>
6	Milestone Reseller	<p>Package the failed unit or component in the shipment packaging in which the replacement unit or component was received. Send the failed unit or component to Milestone within five business days after the reception of the replacement unit or component. Use the freight service prepaid by Milestone.</p>	
7	Milestone PSSS	<p>Once Milestone has received and validated the failed unit or component, Milestone will issue a credit note on the purchase of the replacement unit. For more information on the validation process, see Validation of received products on page 6.</p>	
8	Milestone Distributor	<p>Receive credit note.</p>	

Process Flows

Problem Assessment and Advance RMA handling



Problem Assessment and RMA handling





helpfeedback@milestone.dk

About Milestone

Milestone Systems is a leading provider of open platform video management software; technology that helps the world see how to ensure safety, protect assets and increase business efficiency. Milestone Systems enables an open platform community that drives collaboration and innovation in the development and use of network video technology, with reliable and scalable solutions that are proven in more than 150,000 sites worldwide. Founded in 1998, Milestone Systems is a stand-alone company in the Canon Group. For more information, visit <https://www.milestonesys.com/>.

